

# TD5G04065A

## Silicon Carbide Schottky Diode

$V_{RRM}$	=	650 V
$I_F (T_C=153\text{ }^\circ\text{C})$	=	4 A
$Q_C$	=	11 nC

### Features

- 650 V Schottky Rectifier
- Zero Reverse Recovery Current
- High-Frequency Operation
- Temperature-Independent Switching
- Extremely Fast Switching

### Benefits

- Replace Bipolar with Unipolar Rectifiers
- Essentially No Switching Losses
- High Efficiency
- Reduction of Heat Sink Requirements
- Parallel Devices Without Thermal Runaway

### Applications

- Switching Mode Power Supply
- Boost Diodes in PFC
- DC/DC Converters
- AC/DC Converters
- Free Wheeling Diodes in Inverter

### Package



TO-220-2



Part Number	Package	Marking
TD5G04065A	TO-220-2	TD5G04065A

### Maximum Ratings ( $T_c = 25\text{ }^\circ\text{C}$ unless otherwise specified )

Symbol	Parameter	Value	Unit	Test Conditions	Note
$V_{RRM}$	Repetitive Peak Reverse Voltage	650	V		
$V_{RSM}$	Surge Peak Reverse Voltage	650	V		
$V_R$	DC Peak Reverse Voltage	650	V		
$I_F$	Continuous Forward Current	13 6 4	A	$T_c=25\text{ }^\circ\text{C}$ $T_c=135\text{ }^\circ\text{C}$ $T_c=153\text{ }^\circ\text{C}$	Fig. 3
$I_{FSM}$	Non-Repetitive Forward Surge Current	34	A	$T_c=25\text{ }^\circ\text{C}$ , $t_p=10\text{ ms}$ , Half Sine Pulse	
$P_{tot}$	Power Dissipation	51 22	W	$T_c=25\text{ }^\circ\text{C}$ $T_c=110\text{ }^\circ\text{C}$	Fig. 4
$T_J$	Operating Junction Range	-55 to +175	$^\circ\text{C}$		
$T_{stg}$	Storage Temperature Range	-55 to +175	$^\circ\text{C}$		

### Electrical Characteristics

Symbol	Parameter	Typ.	Max.	Unit	Test Conditions	Note
$V_F$	Forward Voltage	1.41 1.8	1.65 2.4	V	$I_F = 4\text{ A}, T_J = 25\text{ }^\circ\text{C}$ $I_F = 4\text{ A}, T_J = 175\text{ }^\circ\text{C}$	Fig. 1
$I_R$	Reverse Current	2 10	30 100	$\mu\text{A}$	$V_R = 650\text{ V}, T_J = 25\text{ }^\circ\text{C}$ $V_R = 650\text{ V}, T_J = 175\text{ }^\circ\text{C}$	Fig. 2
$Q_C$	Total Capacitive Charge	11		nC	$V_R = 400\text{ V}, I_F = 4\text{ A},$ $T_J = 25\text{ }^\circ\text{C}$	Fig. 6
$C$	Total Capacitance	213 22 17		pF	$V_R = 0\text{ V}, T_J = 25\text{ }^\circ\text{C}, f = 1\text{ MHz}$ $V_R = 200\text{ V}, T_J = 25\text{ }^\circ\text{C}, f = 1\text{ MHz}$ $V_R = 400\text{ V}, T_J = 25\text{ }^\circ\text{C}, f = 1\text{ MHz}$	Fig. 5
$E_C$	Capacitance Stored Energy	1.5		$\mu\text{J}$	$V_R = 400\text{ V}$	Fig. 7

Note: This is a majority carrier diode, so there is no reverse recovery charge.

### Thermal Characteristics

Symbol	Parameter	Min.	Typ.	Max.	Unit	Note
$R_{\theta JC}$	Thermal Resistance from Junction to Case		2.9		$^\circ\text{C/W}$	Fig.8

### Typical Performance

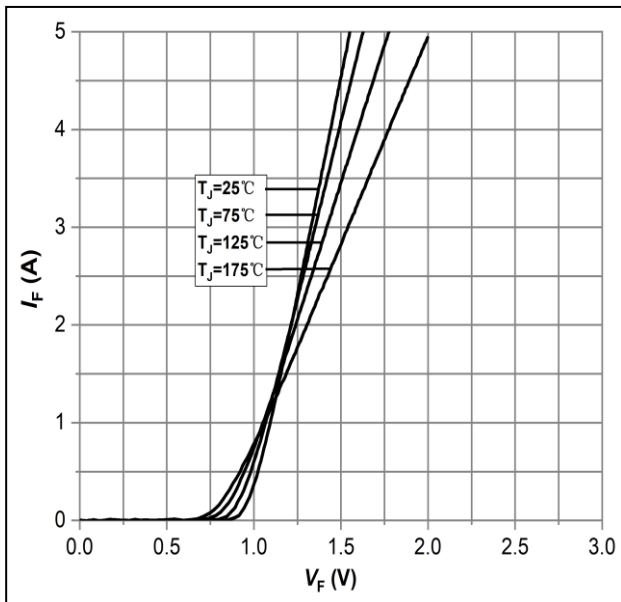


Figure 1: Forward Characteristics

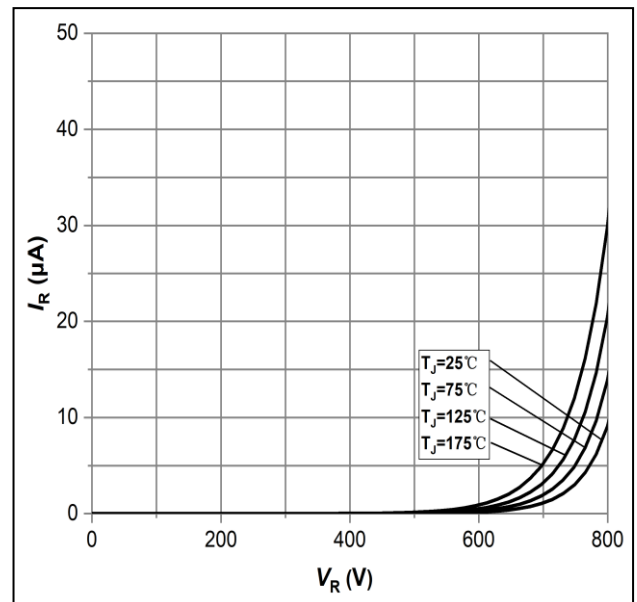


Figure 2: Reverse Characteristics

Typical Performance

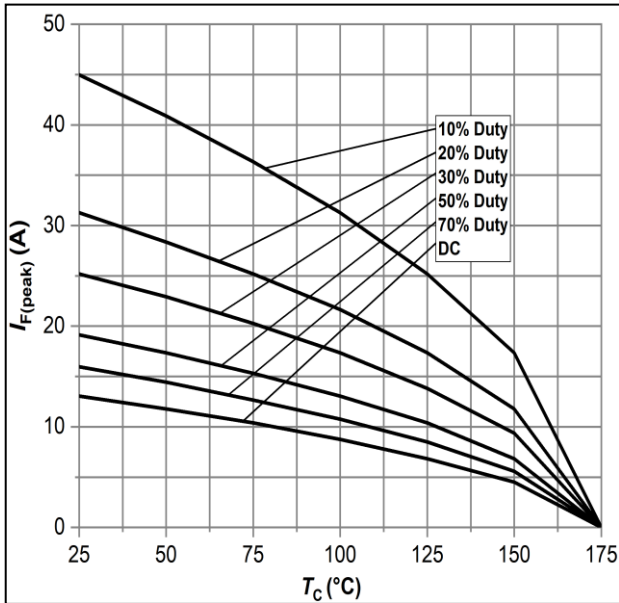


Figure 3: Current Derating

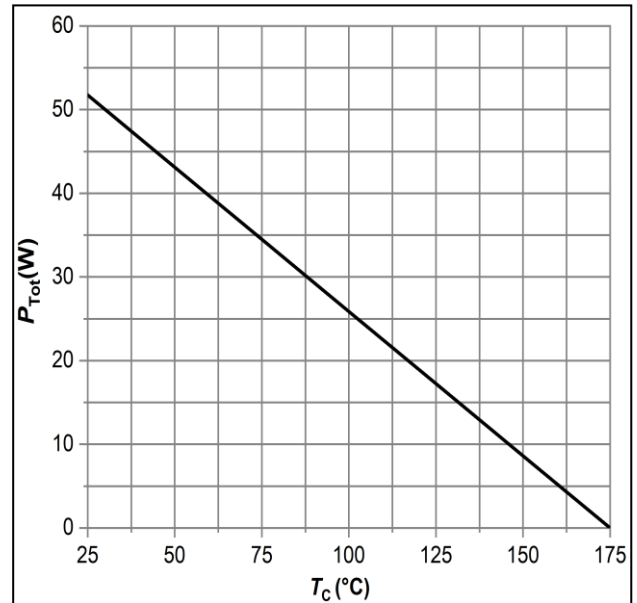


Figure 4: Power Derating

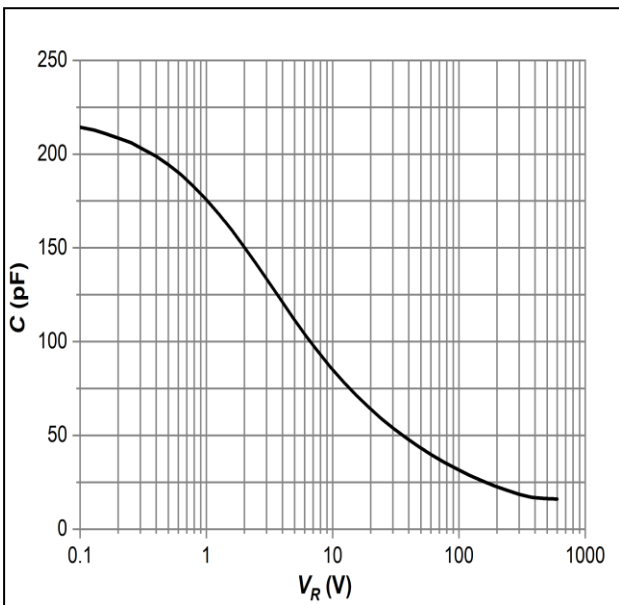


Figure 5: Capacitance vs. Reverse Voltage

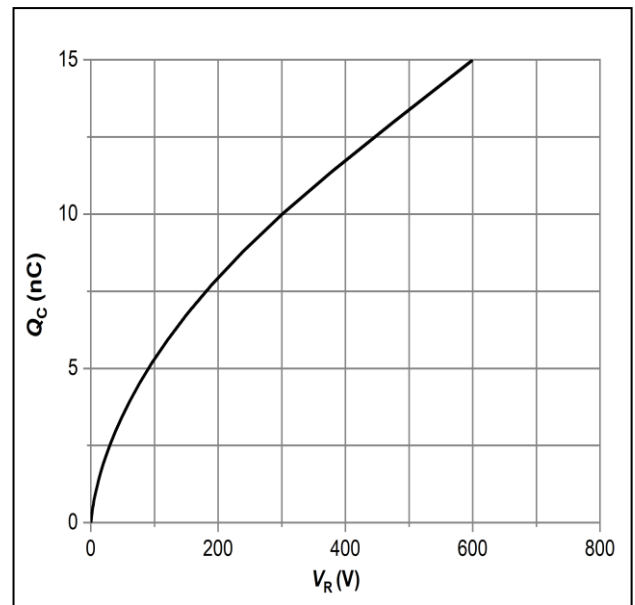


Figure 6: Total Capacitance Charge vs. Reverse Voltage

Typical Performance

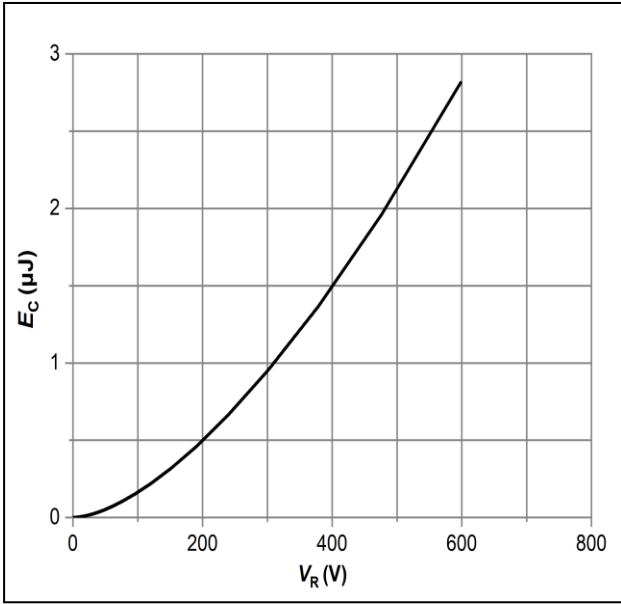


Figure 7: Typical Capacitance Stored Energy

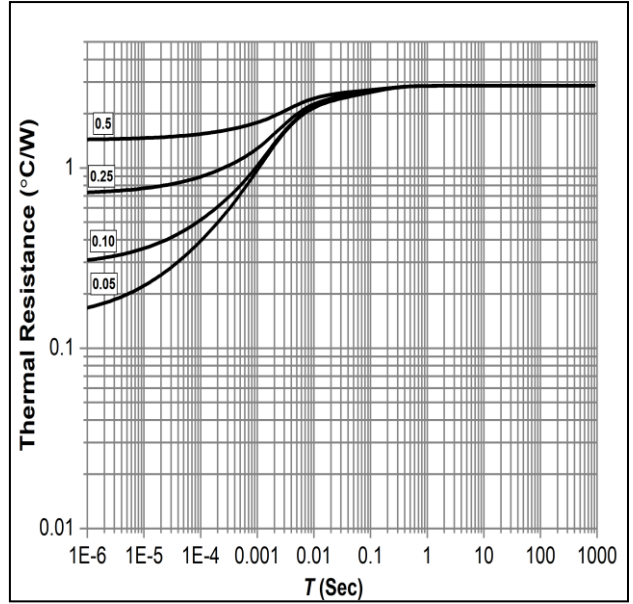
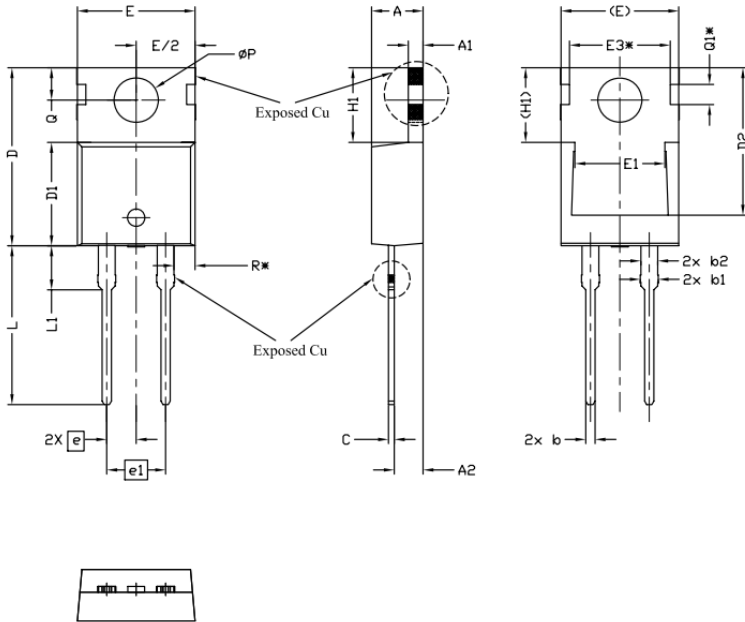


Figure 8: Transient Thermal Impedance

## Package Dimensions

Package: TO-220-2



SYMBOL	DIMENSIONS			NOTES
	Min.	NOM	Max.	
A	4.24	4.44	4.64	
A1	1.15	1.27	1.40	
A2	2.30	2.48	2.70	
b	0.70	0.80	0.90	
b1	1.20	1.55	1.75	
b2	1.20	1.45	1.70	
c	0.40	0.50	0.60	
D	14.70	15.37	16.00	4
D1	8.82	8.92	9.02	
D2	12.43	12.73	12.83	5
E	9.96	10.16	10.36	4.5
E1	6.86	7.77	8.89	5
E3*	8.70 REF			
e	2.54 BSC			
e1	5.08 BSC			
H1	6.30	6.45	6.60	5.6
L	13.47	13.72	13.97	
L1	3.60	3.80	4.00	
ØP	3.75	3.84	3.93	
Q	2.60	2.80	3.00	
Q1*	1.73 REF			
R*	1.82 REF			

NOTE : Dimension L, M, W apply for Solder Dip Finish

## Revision History

---

Document Version	Description of Changes
Rev.1.0	Released

---

关于公司和产品的更多信息请登录公司官网查询：

[www.topelectronics.cn](http://www.topelectronics.cn)



安徽芯塔电子科技有限公司  
TOPE Technologies Co., Ltd.  
WuHu, Auhui, China 241002

Contact: [sale@topelectronics.cn](mailto:sale@topelectronics.cn)

Copyright © TOPE Technologies Co., Ltd. All rights reserved.  
The information in this document is subject to change without notice.